



QUAD CITY CERT

is your Community Emergency Response Team

Executive Board

Chairman

Bill Bishilany
(216) 525-6224

Executive Director

Bob DiBianca
(216) 447-8548

Brooklyn Heights Fire Chief

Michael Lasky
(216) 351-3542

Independence Fire Chief

Peter Nelson
(216) 524-4001

Seven Hills Fire Chief

Charles Hosta
(216) 524-3321

Valley View Fire Chief

Thomas Koscielski
(216) 524-6469

Financial Officer

Thea Guilfoyle
(216) 739-3702

Community Representative

John Nicastro, Sr.
(216) 524-6224

Community Representative

Raymond Bailey
(216) 524-7528

Secretary

Nina Boodjeh
(216) 524-5938

Committees

Training

John Skalsky

Mass Inoculation/POD

Thomas Mego

Communication

Amy Gruenburg

Operations

Position Open

With the Support of...

Brooklyn Heights Mayor
Michael S. Procuk

Independence Mayor

Fred P. Ramos

Seven Hills Mayor

David A. Bentkowski

Valley View Mayor

Randall Westfall

www.quadcercert.org

Newsletter ~ October, 2006, Issue 3



Halloween is October 31st

The children (and possibly some adults!) will be trick-or-treating in all four communities on Tuesday, October 31st from 6 - 8:00 p.m.

Please drive safely - each and every day - but especially on Halloween night! Hope you all get treats not tricks!!

REGISTER NOW!!

The Mass Inoculation / Public Oral Dispensing Committee is holding a class for all of Quad City CERT on **Wednesday, November 1st**. The class will be held at the Independence Middle School Auditorium.

Last year this meeting covered policies for a Mass Inoculation, however, this year Public Oral Dispensing will be outlined. This will be new and important information!

This meeting is for both Members and Reserves and everyone is urged to attend. Please call (216) 739-3702 to register.

IMPORTANT FOR ALL TO ATTEND!!

LAST CHANCE!!

The Executive Board would like to have a Mission Statement written by the membership. We're asking members to submit what they think is a true description of the purpose, not the duties, of the Quad City CERT organization. The final Mission Statement will be adopted and announced after the first of the year. Submit your entries to cmtyserv@brooklynhts.org by November 1, 2006. All entries must be in writing, and will be judged on content. Winner will receive a gift certificate for \$25 to a local restaurant *and* a Midland WR-100B Weather Hazard Alert Radio.

ENTER THE CONTEST NOW!!



To submit an article for publication in this newsletter, please contact Thea Guilfoyle at (216) 739-3702. Deadline is the first of each month.

Cleveland Hopkins Airport -Mass Casualty Drill

Submitted by Nina Boodjeh

On September 16th, we provided mock victims for a mass casualty drill at the Airport. The “scenario” was that there was a mass casualty incident in another city. The hospitals in the affected area became overwhelmed and injured victims were being transported by plane to Cleveland for treatment at our area hospitals. The first plane lands safely, but the second plane crashes into a field.

Since the Airport does this drill every year, they performed their tasks with amazing proficiency! They “moulaged” 240 mock victims, then transported all of us using buses to a large grassy area. They let us know what was happening and kept us posted on when it would start. They had already taped off a large area for us to be “strewn about” in, and had thrown luggage and airplane debris in trees and all over the field. And then, the long line of spotless fire trucks arrived! What an awesome site!



L to R: Debbie Casentini, Nina Boodjeh, Linda Chesnik, Colleen Funk



They drilled response, Triage, Fire Suppression, and Search and Rescue teams. Everyone was extremely nice! Really, it almost served as a Public Service Announcement, that if ANYTHING happens at the Airport, they are PREPARED! I think we were all very impressed!

Later, the ambulances arrived. It was great to see “Gino” and Mike Dugan respond from the Brooklyn Hts. Fire Department!! After the drill they fed us lunch and gave us all a choice of a Cleveland Airport Fire Department T-Shirt, hat, or bag.


They accidentally gave my Assistant Fire Chief, Frank Kruszewski the wrong victim card, and he was pregnant for about an hour and a half! Feel free to “congratulate” him the next time you see him! Robert Repas, who was obviously injured everywhere else EXCEPT his head, had the funniest delivery of his instructed line “My head hurts!! Can I get an ASPIRIN!”, I have ever heard! Linda Chesnik had a wound with blood “oozing” that she had a pump for, so she could “ooze” at will! Norm Recker had glass shards sticking out of his head, and we all lost it when he said, “that’s what I get for requesting a window seat!”

While all of this sounds a tad “dark”, it is impossible for us to forget that these events are drills, NOT the real thing, so people donate their time and talents and have a little fun before it starts.

Ultimately, we are all educating ourselves on how things will actually look and take place if there ever is a real event, and we get to see “first responders” actually respond, which we would not otherwise have an opportunity to do!



My compliments to the many people that responded on that chilly September morning!!



MIC/POD Committee Update

By Tom Mego

The Quad City CERT MIC/POD Committee meeting for the month of September was led by Amy Gruenberg on the topic of Citizen Notification. We discussed the information to be provided to citizens of our communities regarding Mass Inoculation Clinics and Points of Dispensing (MIC/POD).

Communication to Quad City residents regarding MIC/POD falls into two categories: Pre-Emergency Information and Emergency Information.

- ▶ Pre-Emergency Information is provided when there is no emergency activation of CERT and is for the purposes of informing our community about what they can do to prepare for emergencies, and about what we are doing in CERT to prepare.

Examples of Pre-Emergency Information include the following:

- Articles such as this in the Quad City CERT Newsletter
 - MIC/POD Preparedness Training, which is part of the CERT curriculum. The next session is November 1, 2006 and you are welcome to sign up for this class. The training has been updated with the latest information and includes a substantial update on the potential Bird Flu pandemic.
 - If the Bird Flu progresses closer to pandemic status, as monitored by the World Health Organization (WHO), then Quad City CERT plans to distribute further information on specific steps our citizens can take to prepare their families and households.
- ▶ Emergency Information would be provided once we are activated to conduct an actual MIC or POD. This information is for the purpose of telling each family what they need to do to receive Mass Inoculation or Dispensed medication.

Examples of such Emergency Information include the following:

- Each family's assigned time slot during which to go to the Clinic or POD
- Where to go
- What to bring (such as identification)

We are working to plan an orderly process to treat all residents as quickly as possible. To prevent traffic jams and parking lot overflow, we plan to assign each family a specific day and time at the clinic. All available communication mechanisms will be considered for reaching residents, depending on the amount of information and the amount of time available. Communication methods include reverse 911, flyer distribution, mail, phone, cable TV, radio, TV, and our CERT web page.

The topic of our October meeting will be updated requirements from the Cuyahoga County Board of Health on the operation of Points of Dispensing, and on NIMS (National Incident Management System) compliance for our plans. We will also discuss the possibility of a drive-through POD process that might be suitable for certain kinds of emergencies.



HAPPY HALLOWEEN!



VOLUNTEERS NEEDED FOR QUAD CITY CERT GROWTH

Submitted by Bill Bishilany and Bob DiBianca

Our Quad City Cert team is one of the best in the State due to the effort, dedication, and involvement of many concerned citizens in our four communities!! Our team has many very intelligent and talented people who have stepped up to the plate and shared their time and experience to make our team, committee by committee, strong and prepared. As with all endeavors, the work is never done and we have additional goals to reach, especially with the changes, updates, and mandates sent down from higher levels of our government. Although challenging, it is extremely reassuring that our team, and in turn each of our communities, is so knowledgeable and prepared should a tragedy hit our area.

The truth is, we are diligently planning for events we all hope will never occur. However, if we are needed, we want to be useful as a team. Listed are team positions that we need to fill. We encourage you to *step up to the plate* and share your expertise in one of the areas that interest you or head down a new path that you would like to explore!

Basic characteristics necessary are:

- ♦ Must be 18 years of age or older.
- ♦ Must possess a compassionate concern for your community and a heartfelt interest in the safety of your neighbors!

Everyone is welcome to apply! ALL are considered valuable assets. No experience required as you will be trained in various phases of CERT. If you are a "team" player, we need you on our team!

Please do not be afraid to get involved! Your help is needed! If the open positions listed do not interest you, we are beginning to cross-train so other opportunities are available. Additionally, we do need back-ups for every position in CERT, so join us in making our communities safer and better-prepared.

● **The following key positions are open:**

Hospitality Chairperson

Operations Chairperson

Website Chairperson

Contact Bob DiBianca (216) 447-8548 or rndibi@aol.com

Human Resource Chairperson

Transportation Chairperson

● **Community Representatives are needed for the following committees:**

Communications - *Representatives needed from Brooklyn Heights and Independence*

Contact Amy Gruenberg (216) 524-8698 or foraimers@cox.net

Hospitality - *Representatives needed from Independence and Valley View*

Contact Bob DiBianca (216) 447-8548 or rndibi@aol.com

Search & Rescue - *Representatives needed from Independence and Valley View*

Contact Ken LeMonte (216) 642-0210 or klemonte@aol.com

Website - *Representatives needed from Brooklyn Heights and Seven Hills*

Contact Bob DiBianca (216) 447-8548 or rndibi@aol.com

Pandemic Flu Planning Checklist for *Individuals & Families*

Reprinted from *pandemicflu.gov* courtesy of Amy Gruenberg

You can prepare for an influenza pandemic now. You should know both the magnitude of what can happen during a pandemic outbreak and what actions you can take to help lessen the impact of an influenza pandemic on you and your family. This checklist will help you gather the information and resources you may need in case of a flu pandemic.

I. TO PLAN FOR A PANDEMIC

- Store a two week supply of water and food. During a pandemic, if you cannot get to a store, or if stores are out of supplies, it will be important for you to have extra supplies on hand. This can be useful in other types of emergencies, such as power outages and disasters.
- Periodically check your regular prescription drugs to ensure a continuous supply in your home.
- Have any nonprescription drugs and other health supplies on hand, including pain relievers, stomach remedies, cough and cold medicines, fluids with electrolytes, and vitamins.
- Talk with family members and loved ones about how they would be cared for if they got sick, or what will be needed to care for them in your home.
- Volunteer with local groups to prepare and assist with emergency response.
- Get involved in your community as it works to prepare for an influenza pandemic.

II. TO LIMIT THE SPREAD OF GERMS AND PREVENT INFECTION

- Teach your children to wash hands frequently with soap and water, and model the correct behavior.
- Teach your children to cover coughs and sneezes with tissues, and be sure to model that behavior.
- Teach your children to stay away from others as much as possible if they are sick. Stay home from work and school if sick.

III. ITEMS TO HAVE ON HAND FOR AN EXTENDED STAY FROM HOME

Examples of food and non-perishables:

- Ready-to-eat canned meats, fish, fruits, vegetables, beans, and soups
- Protein or fruit bars
- Dry cereal or granola
- Peanut butter or nuts
- Dried fruit
- Crackers
- Canned juices
- Bottled water
- Canned or jarred baby food or formula
- Pet food
- Other non-perishable foods

Examples of medical, health, & emergency supplies:

- Prescribed medical supplies such as glucose and blood-pressure monitoring equipment
- Soap and water, or alcohol-based (60-95%) hand wash
- Medicines for fever, such as acetaminophen or ibuprofen
- Thermometer
- Anti-diarrheal medication
- Vitamins
- Fluids with electrolytes
- Flashlight and batteries
- Portable radio
- Manual can opener
- Garbage bags
- Tissues, toilet paper, disposable diapers





Turn Those Clocks Back!

Daylight Saving Ends on
October 29th at 2:00 a.m.

This is the time when we all need to turn our clocks **BACK** one hour. This is also a good time to change the batteries in your smoke detectors. **A working smoke detector more than doubles a person's chances of surviving a home fire.**

Every home should have a smoke detector outside each sleeping area and on every level of the home, including the basement. The *National Fire Alarm Code*, developed by NFPA, requires a smoke detector in each sleeping room for new construction. On floors without bedrooms, detectors should be installed in or near living areas, such as dens, living rooms, or family rooms.

Be sure everyone sleeping in your home can hear your smoke detector's alarms. If any residents are hearing-impaired or sleep with bedroom doors closed, install additional detectors inside sleeping areas as well. There are special smoke detectors for the hearing impaired; these flash a light in addition to sounding an audible alarm.

For extra protection, NFPA suggests installing detectors in dining rooms, furnace rooms, utility rooms, and hallways. Smoke detectors are not recommended for kitchens, bathrooms, or garages - where cooking fumes, steam or exhaust fumes could set off false alarms - or for attics and other unheated spaces where humidity and temperature changes might affect a detector's operation.

Because smoke rises, mount detectors high on a wall or on the ceiling. Wall-mounted units should be mounted so that the top of the detector is 4 to 12 inches (10 to 30 cm) from the ceiling. A ceiling-mounted detector should be attached at least four inches (10 cm) from the nearest wall. In a room with a pitched ceiling, mount the detector at or near the ceiling's highest point.

In stairways with no doors at the top or bottom,

position smoke detectors anywhere in the path of smoke moving up the stairs. But always position smoke detectors at the bottom of closed stairways, such as those leading to the basement, because dead air trapped near the door at the top of a stairway could prevent smoke from reaching a detector located at the top.

Don't install a smoke detector too near a window, door, or forced-air register where drafts could interfere with the detector's operation.

Our Communities

Brooklyn Heights

Smoke detectors are provided to residents by request who do not have three or more installed already. Batteries are changed for those residents who need assistance. The Fire Department will also change your batteries twice a year when the time changes.

Independence

The Fire Department will change batteries (and supply if necessary) for all residents in need. They offer free smoke detectors and for residents who participate in their home safety evaluation program, a CO detector as well.

The home safety evaluation program starts when a resident requests a safety inspection of their home. They review items/situations that are potentially dangerous to fire or injury.

Seven Hills

Residents are notified of battery changes and time changes through banners and verbx.

Valley View

A reminder is sent out to all residents to change their clocks and put new batteries in their smoke detectors.

Change
Smoke
Detector



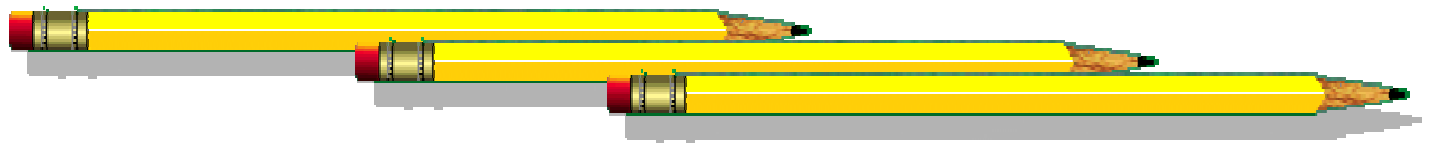
Quad City Cert Needs New Logo

Our Quad City CERT team is looking to design a new logo for our group. We are asking anyone from our group that is creative to submit new logo ideas for consideration.


The new logo must include the words "QUAD CITY CERT". If your submitted idea is accepted, you will win a \$25 gift certificate to a local restaurant *and* a Midland WR-100B Weather Hazard Alert Radio. Please send your submissions to cmtyserve@brooklynhts.org. Call (216) 739-3702 with any questions regarding format types.

Important ~ This is one of two contests we are having at this time. We know we have creative and talented individuals in our membership and hope they will share their skills to better our organization.

We look forward to receiving both mission statement and logo ideas!



Fire Safety Word Search



AIR
ALARM
ASHES
BURN
CARBON MONOXIDE
CHIEF
CRAWL
DALMATIAN
DARK
DETECTOR
DISASTER
DRILL
EMERGENCY
EXIT
EXTINGUISH
FIREMEN
FLASHLIGHT
GAS

HAZARD
HELP
IGNITE
LADDER
OXYGEN
PREPARE
PREVENTION
RESCUE
SIREN
SMOKE
SMOLDER
SPACE HEATER
SPARK
STAY LOW
STOP DROP ROLL
SURVIVE
WATER
WINDOW



Answer to Fire Safety word search in November issue!